



# Central Board of Secondary Education School Performance Report Card (2024-25)

(Based on "Average Marks" Analysis of Class X and XII Board Examination)

## School Profile

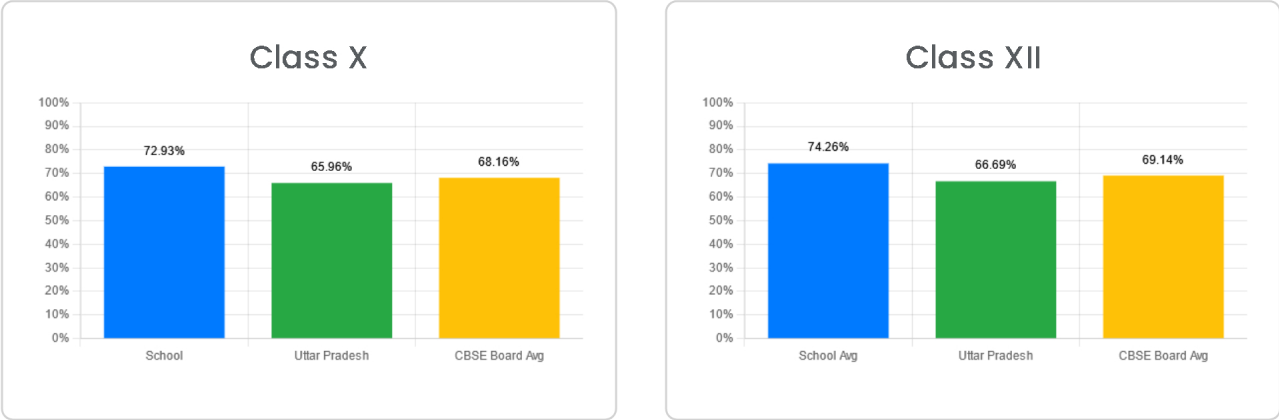
|                    |  |
|--------------------|--|
| School Code        | 71306  |
| School Name        | DR A I MEMO SUNBEAM SCHOOL ROHANIA VARANASI UP |
| Affiliation Number | 2130458  |
| Region/State       | Prayagraj/Uttar Pradesh                        |
| Session            | 2024-2025                                      |

## Performance in Board Examination

**Definition of Average:** Overall Average is calculated by dividing the Total Marks Scored in All Subjects by the Total Number of Subject Instances taken by a student.

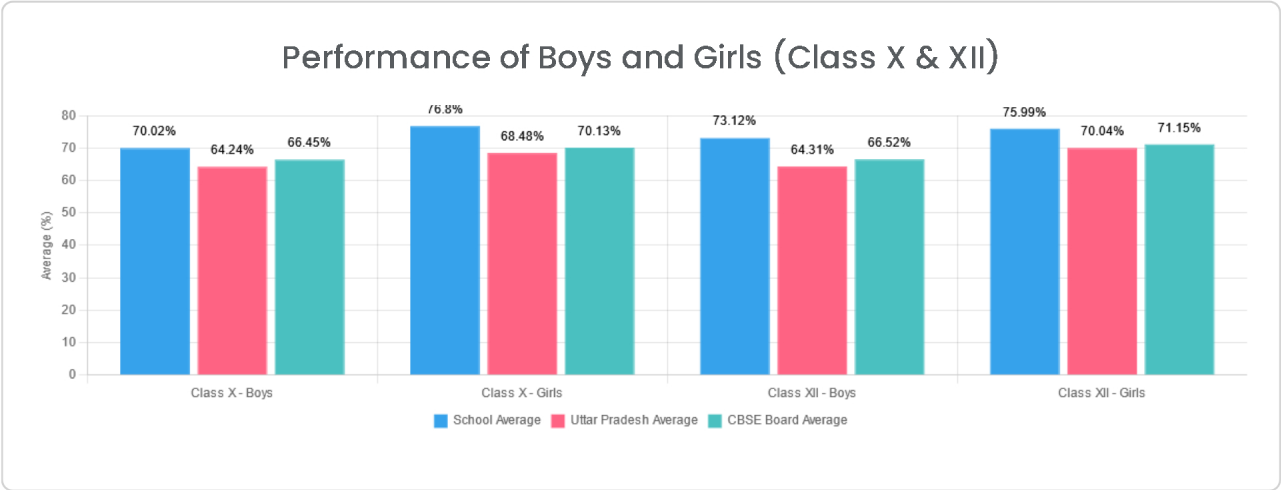
Overall Average =  $\frac{\text{Total Marks Scored in All Subjects}}{\Sigma(\text{Number of Subjects per Student})}$

## School Average Marks



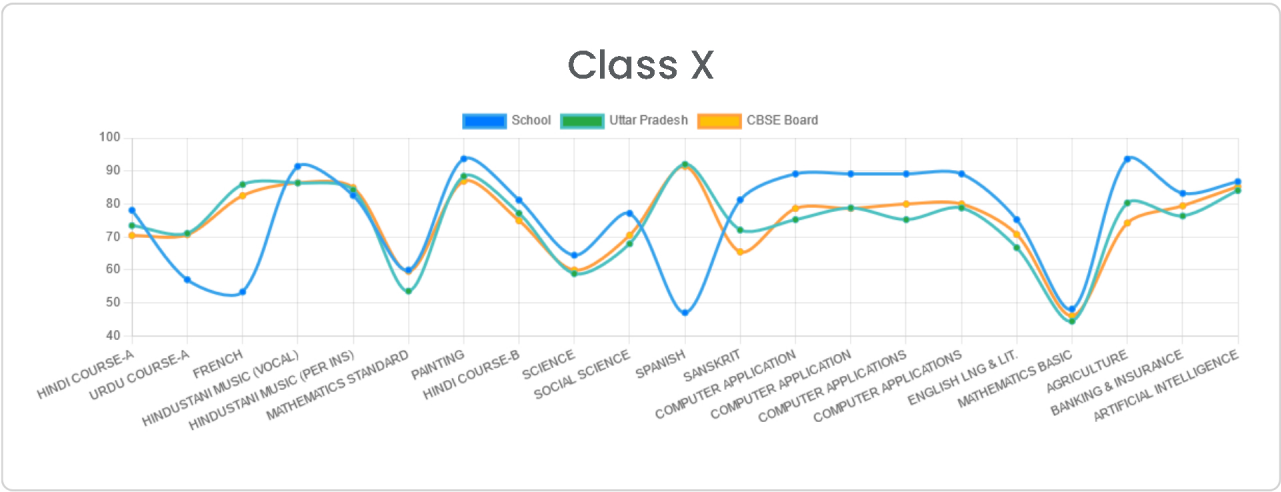
| Class     | Total Students | School Avg. | Uttar Pradesh Avg. | CBSE Board Avg. | Highest in Uttar Pradesh | Highest in CBSE Board | Diff. from State Highest | Diff. from CBSE Board Highest |
|-----------|----------------|-------------|--------------------|-----------------|--------------------------|-----------------------|--------------------------|-------------------------------|
| Class X   | 254            | 72.93%      | 65.96%             | 68.16%          | 93.6%                    | 94%                   | -20.67%                  | -21.07%                       |
| Class XII | 363            | 74.26%      | 66.69%             | 69.14%          | 88.39%                   | 92.72%                | -14.13%                  | -18.46%                       |

## Gender-wise Performance



| Parameters                            | Class X |         | Class XII |         |
|---------------------------------------|---------|---------|-----------|---------|
|                                       | Boys    | Girls   | Boys      | Girls   |
| Total Students                        | 145     | 109     | 219       | 144     |
| School Average                        | 70.02%  | 76.8%   | 73.12%    | 75.99%  |
| Uttar Pradesh Average                 | 64.24%  | 68.48%  | 64.31%    | 70.04%  |
| CBSE Board Average                    | 66.45%  | 70.13%  | 66.52%    | 71.15%  |
| Uttar Pradesh Highest                 | 95.6%   | 95.17%  | 87.55%    | 92.18%  |
| CBSE Board Highest                    | 95.6%   | 95.8%   | 98.2%     | 96.4%   |
| Difference from Uttar Pradesh Highest | -25.58% | -18.37% | -14.43%   | -16.19% |
| Difference from CBSE Board Highest    | -25.58% | -19.00% | -25.08%   | -20.41% |

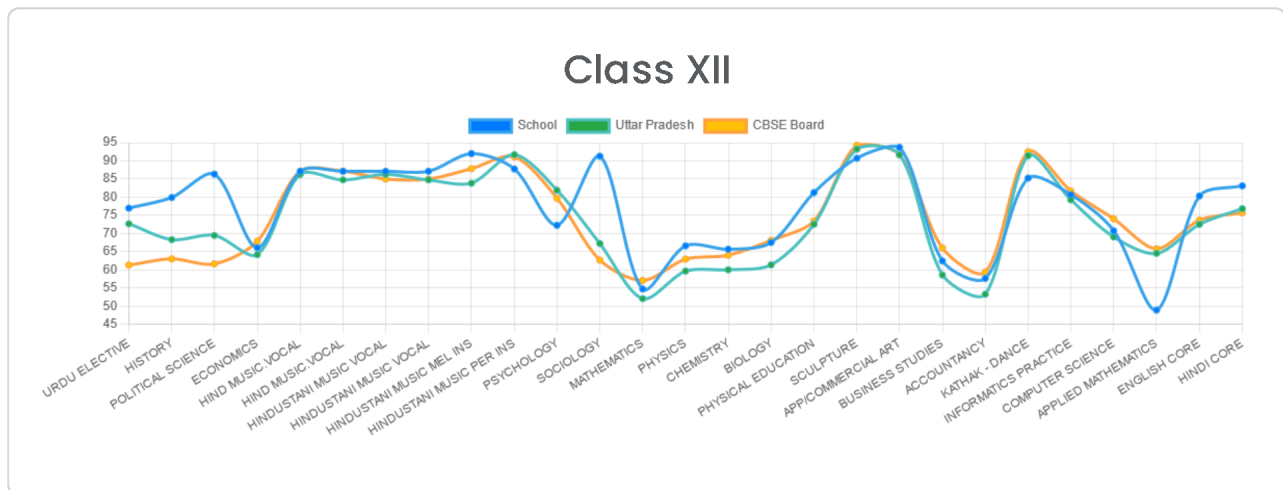
## Subject-Wise(Averages)



## Class X

| Subject        | School Avg. | Uttar Pradesh Avg. | CBSE Board Avg. |
|----------------|-------------|--------------------|-----------------|
| HINDI COURSE-A | 78.07%      | 73.44%             | 70.41%          |

|                            |        |        |        |
|----------------------------|--------|--------|--------|
| URDU COURSE-A              | 57%    | 71.08% | 70.66% |
| FRENCH                     | 53.33% | 85.87% | 82.52% |
| HINDUSTANI MUSIC (VOCAL)   | 91.41% | 86.32% | 86.4%  |
| HINDUSTANI MUSIC (PER INS) | 82.58% | 84.2%  | 84.97% |
| MATHEMATICS STANDARD       | 59.91% | 53.52% | 59.56% |
| PAINTING                   | 93.67% | 88.38% | 86.94% |
| HINDI COURSE-B             | 81.18% | 77.12% | 74.95% |
| SCIENCE                    | 64.42% | 58.83% | 59.92% |
| SOCIAL SCIENCE             | 77.11% | 67.93% | 70.49% |
| SPANISH                    | 47%    | 92.04% | 91.42% |
| SANSKRIT                   | 81.2%  | 72.11% | 65.46% |
| COMPUTER APPLICATION       | 89.12% | 75.21% | 78.63% |
| COMPUTER APPLICATION       | 89.12% | 78.76% | 78.63% |
| COMPUTER APPLICATIONS      | 89.12% | 75.21% | 79.98% |
| COMPUTER APPLICATIONS      | 89.12% | 78.76% | 79.98% |
| ENGLISH LNG & LIT.         | 75.21% | 66.69% | 70.78% |
| MATHEMATICS BASIC          | 48.09% | 44.43% | 46.06% |
| AGRICULTURE                | 93.64% | 80.26% | 74.2%  |
| BANKING & INSURANCE        | 83.24% | 76.34% | 79.44% |
| ARTIFICIAL INTELLIGENCE    | 86.78% | 84.06% | 85.29% |

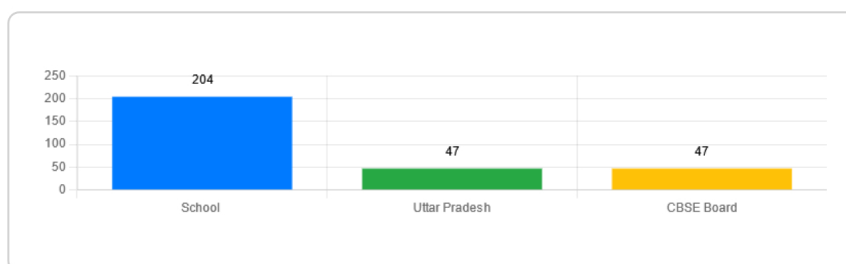


## Class XII

| Subject           | School Avg. | Uttar Pradesh Avg. | CBSE Board Avg. |
|-------------------|-------------|--------------------|-----------------|
| URDU ELECTIVE     | 77%         | 72.73%             | 61.32%          |
| HISTORY           | 79.94%      | 68.35%             | 63.06%          |
| POLITICAL SCIENCE | 86.33%      | 69.52%             | 61.66%          |
| ECONOMICS         | 66.11%      | 64.23%             | 67.93%          |
| HIND MUSIC.VOCAL  | 87.13%      | 86.28%             | 87.16%          |
| HIND MUSIC.VOCAL  | 87.13%      | 84.75%             | 87.16%          |

|                          |        |        |        |
|--------------------------|--------|--------|--------|
| HINDUSTANI MUSIC VOCAL   | 87.13% | 86.28% | 84.99% |
| HINDUSTANI MUSIC VOCAL   | 87.13% | 84.75% | 84.99% |
| HINDUSTANI MUSIC MEL INS | 92%    | 83.88% | 87.86% |
| HINDUSTANI MUSIC PER INS | 87.8%  | 91.7%  | 91.14% |
| PSYCHOLOGY               | 72.29% | 81.92% | 79.71% |
| SOCIOLOGY                | 91.25% | 67.24% | 62.71% |
| MATHEMATICS              | 54.74% | 52.11% | 57.1%  |
| PHYSICS                  | 66.65% | 59.66% | 62.98% |
| CHEMISTRY                | 65.68% | 60.04% | 64.05% |
| BIOLOGY                  | 67.53% | 61.41% | 68.16% |
| PHYSICAL EDUCATION       | 81.3%  | 72.57% | 73.48% |
| SCULPTURE                | 90.74% | 93.2%  | 94.29% |
| APP/COMMERCIAL ART       | 93.73% | 91.67% | 91.63% |
| BUSINESS STUDIES         | 62.47% | 58.65% | 66.02% |
| ACCOUNTANCY              | 57.68% | 53.3%  | 59.39% |
| KATHAK - DANCE           | 85.25% | 91.42% | 92.52% |
| INFORMATICS PRACTICE     | 80.71% | 79.3%  | 81.74% |
| COMPUTER SCIENCE         | 70.8%  | 69.07% | 74.05% |
| APPLIED MATHEMATICS      | 49%    | 64.52% | 65.83% |
| ENGLISH CORE             | 80.34% | 72.54% | 73.7%  |
| HINDI CORE               | 83.14% | 76.88% | 75.7%  |

## Participation in Sports & Games

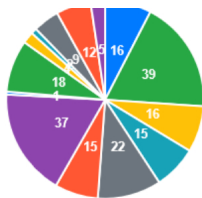


| School Participants | State's Average number of participants | CBSE Board Average number of participants |
|---------------------|--|---|
| 204                 | 47                                     | 47  |

## Distribution of Participants by Sports and Games

| Sport/ Game | Participants from School | Average Participants from Cluster | Average Participants from Zone |
|-------------|--------------------------|-----------------------------------|--------------------------------|
| Archery     | 16                       | 6                                 | 6                              |
| Badminton   | 39                       | 7                                 | 6                              |
| Basketball  | 16                       | 21                                | 21                             |





|               |    |    |    |
|---------------|----|----|----|
| Boxing        | 15 | 8  | 6  |
| Chess         | 22 | 7  | 7  |
| Football-Boys | 15 | 20 | 20 |
| Kho Kho       | 37 | 22 | 22 |
| Shooting      | 1  | 6  | 4  |
| Skating       | 18 | 6  | 5  |
| Swimming      | 4  | 6  | 6  |